

LEDX.NO

LED expert AS  
Torpumveien 543  
1788 Halden

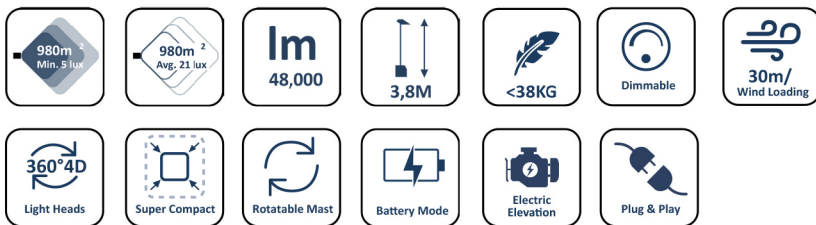
E-post: post@ledx.no  
Tlf: 909 54 606



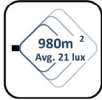
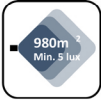
## BATTERY LIGHT TOWER

# HIGH-PERFORMANCE BATTERY LIGHT TOWER FOR DEMANDING ENVIRONMENTS

Redefining Mobile Lighting: merges the versatility of a compact light tower with the need of rechargeable power, delivering seamless light control and mobility in one innovative solution.



## LIGHTING PERFORMANCE



A POWERFULL & MOBILE LIGHT  
MAST WITH 48 000LM

## OPERATION



## HEIGHT & STABILITY



## MAST



## BATTERY MODE



- UP TO 40H BATTERY TIME
- PLUG IN BATTERY - EASY ACCESS



## ROTATABLE CROWN



SIMPLE, FOLD OUT, FULLY  
ROTATIONAL LIGHT HEADS

## SUPER COMPACT & LIGHTWEIGHT



## DIMMABLE



MINIMIZES ENERGY CONSUMPTION  
& DISRUPTION TO TRAFFIC AND  
RESIDENTIAL AREAS

## MOBILITY

- ERGONOMIC HANDLES
- TERRAIN WHEELS ACCESSORY



- SINGLE PERSON DEPLOYMENT <38kg
- EASY TRANSPORT
- BATTERY MODE UP TO 40H



## FROM RAILWAY TO MINES

- Designed for railway maintenance, emergency personnel, construction sites & mines
- A compact light tower with integrated battery makes it perfect match for temporary or emergency work.



## BATTERY POWERED MOBILITY

can be equipped with battery packs. Combining this with a low weight and you have a truly mobile mast solution.



Output %	Output lumens	
100% 300W	48 000lm	4H
75% 225W	36 000lm	5H
50% 150W	24 000lm	8H
25% 75W	12 000lm	16H
10% 30W	4800lm	40H



40H



## TECH SPEC

Performance	
Illuminated Surface	980 m2 (min 5 lux)
System Power	300W
Luminous Flux	48,000 lm
Luminous Flux Battery mode	4,800-48,000lm
Lumen/W	160
Beam Profile	60
Color Temperature (CCT)	5000K
Battery Mode Run Time	4-40H
Electrical	
Operating Voltage	100-110VAC/ 220-240VAC/50Hz/60Hz
Battery Capacity	1,3kWh
Battery Type	LiFePO4
Power Factor	>0.92
Electrical Class	Class I
Protection	Over Voltage / Over Temp. / Short Circuit
Dimmable	Yes
Input Plug	CEE 230V / Customizable

### Environmental

Ambient Operating Temp. range	-10°C to +45°C
Storage Temp. Range	-40°C to +80°C
IK class	IK08
IP class	IP65 (lighting) / IP54 (chassi)
Noise Emissions	<15dB(A)

### Physical

Fully extended height	3,8m / 12,5ft
Elevation system	Electric
Mast Rotation	340
Mobility	By hand
Dimensions (min.)	358 x 385 x 1088mm
Dimensions (max.)	1303 x 1129 x 3800mm
Weight (Tower only)	38kg/ 79lb
Including battery	47kg/ 104lb
Wind Resistance	30 m/s (preliminary)
Housing Finish	UV stabilized powder coating

### Approvals

Certifications	CE
Service life L80 B50 (LED)	>100,000 h

### Accessories

Terrain Wheel	316000438
External battery charger	316000442
Extra battery	316000439