

LEDX.NO

LED expert AS  
Torpumveien 543  
1788 Halden

E-post: post@ledx.no  
Tlf: 909 54 606

# C-12000W



## INDUSTRIAL-GRADE DESIGN

RUGGED FOUR-WHEEL CHASSIS, LARGE-DIAMETER WHEELS, AND RUBBER BUMPERS ENSURE DURABILITY IN TOUGH ENVIRONMENTS

## FLEXIBLE OUTPUT CONFIGURATION

AVAILABLE IN 230V & 110V SINGLE-PHASE, SPLIT-PHASE AND THREE-PHASE OUTPUTS

## 10 YEARS OF POWER

LFP BATTERIES ENSURE LONG-LASTING STABILITY AND ENHANCED SAFETY, DELIVERING 3000+ BATTERY CYCLES

## INTEGRATED SOLAR INVERTER

ENABLES DIRECT SOLAR CHARGING, ENHANCING ENERGY EFFICIENCY AND SEAMLESS OFF-GRID POWER MANAGEMENT

## UNINTERRUPTED POWER SUPPLY

ULTRA-FAST 10ms SWITCH-OVER ENSURES SEAMLESS OPERATION, KEEPING CRITICAL DEVICES POWERED WITHOUT INTERRUPTION

**10**  
YEAR

PRODUCT  
WARRANTY

**5**  
YEAR

BATTERY  
WARRANTY



BATTERY CAPACITY  
**7680 Wh**



OUTPUT POWER  
**<12,000W**



AC PEAK OUTPUT  
**<24,000W**



AC VOLTAGE  
**110V | 230V**



CHARGE TIME  
**1 Hr 10 Mins**



WAVE TYPE  
**Pure Sine Wave**



TOTAL WEIGHT  
**100KG**



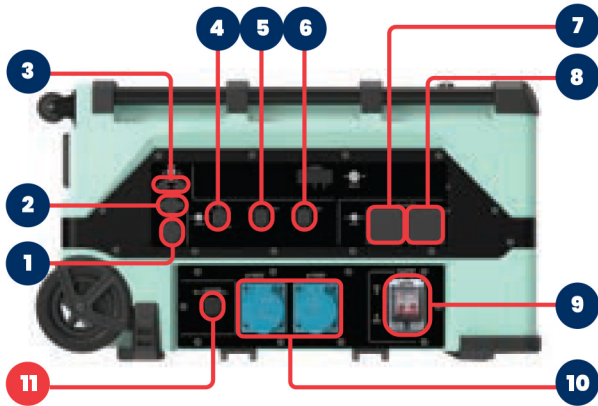
DIMENSION (mm)  
**840 x 670 x 490**



OPERATING TEMP  
**-20°C ~ 50°C**

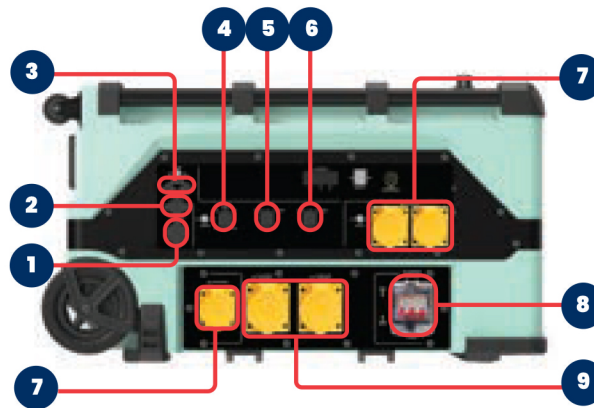
# TAKE CONTROL OF YOUR POWER

## SINGLE-PHASE 230V | 11,000W



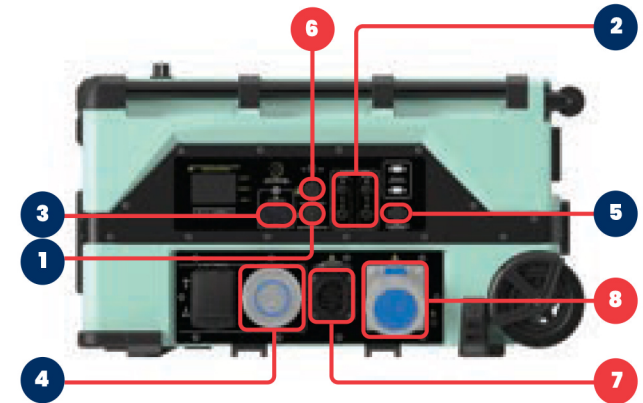
- 1 DC 12V 10A
- 2 DC 12V 30A
- 3 2x DC 12V 6A
- 4 2x USB-A 5V 3.1A
- 5 USB-A 3.0 + USB-C
- 6 USB-A 3.0 + USB-C
- 7 UK AC SOCKET
- 8 EU AC SOCKET
- 9 CIRCUIT BREAKER
- 10 2x 32A AC SOCKETS
- 11 **OPTIONAL EV CHARGER OUTPUT**

## SINGLE-PHASE 110V | 11,000W



- 1 DC 12V 10A
- 2 DC 12V 30A
- 3 2x DC 12V 6A
- 4 2x USB-A 5V 3.1A
- 5 USB-A 3.0 + USB-C
- 6 USB-A 3.0 + USB-C
- 7 3x 16A AC SOCKETS
- 8 CIRCUIT BREAKER
- 9 2x 32A AC SOCKETS

## SINGLE-PHASE CHARGING INPUTS



### STANDARD CHARGING INPUTS

- 1 WIND TURBINE
- 2 HIGH-VOLTAGE SOLAR
- 3 16A AC
- 4 32A AC
- 5 ALTERNATOR DRIVE CHARGER

NON-AC MAINS CHARGERS SOLD SEPARATELY

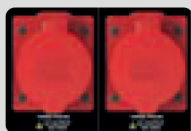
### OPTIONAL CHARGING INPUTS

- 6 **LOW-VOLTAGE SOLAR**
- 7 **EV CHARGING CONNECTOR**


### OPTIONAL EXTRA OUTPUTS

- 8 **OPTIONAL THREE PHASE PARALLEL OUTPUT**

## OTHER OPTIONAL OUTPUT CONFIGURATIONS



**THREE-PHASE**  
415V | 12,000W



**SPLIT-PHASE**  
110V/230V | 10,000W

ALL SOCKETS (UK/EU/US) CAN BE CUSTOMISED AND CONFIGURED TO REQUIRED SPECIFICATION

# INDUSTRIAL



## TRAILERLESS TRANSPORT

Compact design, makes it easily stored and transported in the back of a vehicle



## IP43 WATER & DUST PROOF

Designed for maximum Protection in Construction Environments



## PATENTED COOLING SYSTEM

Maintains performance and quiet operation even when carrying out demanding tasks



## OPTIONAL SUPPORTS EV CHARGING – UP TO 22kW

Can be charged via an EV stations or when used in parallel to charge an electric vehicle – replacing a 22 kW charging station.

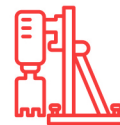
## IDEAL FOR POWERING



**ELECTRIC VEHICLE**



**ELECTRIC JACK HAMMER**



**DIAMOND CORE DRILL**



**CEMENT MIXER**



## STACKABLE EXPANSION BATTERY PACKS

ADD UP TO 31 BATTERY PACKS  
Each with a capacity of **11,776Wh**



IP43 RATED

TOTAL EXPANSION CAPACITY  
**172,032Wh**

## BLUETOOTH APP MONITORING



**GenMate**  
AVAILABLE ON  
IOS & ANDRIOD



**LOCATION AWARENESS**



**BATTERY STATUS**

Track real-time battery health, including state of charge, run-time, and operating temperature for optimal performance and reliability



**USAGE MONITORING**

tracks access times and energy usage when connected to a router, giving you insight into system activity.

